

Round Diffuser
Spot Free LB



PRODUCT FEATURES

- Seamless Illumination
- UltraSlim Profile with High Output
- Dynamic White Feature 2700K – 6000K
- Even Illumination of Surface
- Spot Free Lens Options
- Multiple Lengths for Easy Configuration
- End to End Connection
- Bracket or Magnetic Mounting
- Dimmable with Accessories

PRODUCT SPECIFICATIONS

- Voltage: 24VDC Constant Voltage Feelux or Approved Driver
- Operating Temperature: 32–113 °F (0–45 °C)
- Lamp Life: 40,000 hrs / 70%
- Available Color: 2700K – 6000K
- Color Rendering: Ra > 80
- Efficiency: 75 lm/W - 6.3W/Ft - 472 lm/Ft
- IP20 Damp Location/Closet Approved
- Beam Angle: 120° / Round Lens – 220°
- Finish: Natural Aluminum (Standard)
- Warranty: 5 year Warranty
- Certifications



SPECIFICATION DIAGRAM

Driver Options

Option 1:
Cord & Plug // Feelux Drivers

FLC (15, 30 or 75) 24VDC/XL

Option 2:
Hardwire // Feelux Driver

XLD75-124W-FCF

NOTE: Options 2 & 3 require low voltage wire to be provided by EC.

Controls Options

Dimming Options:

Inline Dimmer

8 ft Power Cord
Flexible Connector Cable OR
Direct Connect to Fixture

Dimming Interface 0-10V
Dynamic White Requires 2 Dimming Interface FDC-LD.1 / Each Channel

24VDC IN
FDC-LD
0-10V Control
COOL CHANNEL
Splice
8 ft Power Cord
2 Wires/Channel
WARM CHANNEL

Fixture Options

Fixture Length
Fixture Length

Direct Connection
Plugs End-to-End

Flexible Connector
OPTICX
6", 12", 24", 48" or 7'

Fixture Length

Flat Frosted Lens
Options: Round or Square

Option 3:
3rd Party Drivers

3rd party drivers are available to 600W. Please consult factory.

Forward Phase Dimming

2 DRIVERS REQUIRED
1 FOR EACH CHANNEL
COOL CHANNEL
Splice
8 ft Power Cord
2 Wires/Channel
WARM CHANNEL

◆ = Splice point -Polarity must be followed

HDVPC Can power 7W MAX Fixture Load

Continuous Line of Lights requires Side Feed Unit Every 12' (75W)

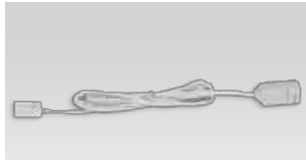
TOTAL CONNECTED LOAD SHOULD NOT EXCEED DRIVER WATTS!

SPECIFICATION GUIDE ALL PARTS NEEDED FOR INSTALLATION WILL BE INCLUDED. FOR ADDITIONAL COMPONENTS ORDER SEPARATELY ON PAGE 2


MODEL	COLOR	LENS	MOUNTING	CONFIGURATION	RUN LENGTH	DRIVER	CONTROLS	VOLTAGE
DDV	DYN	ST - Flat Frosted RM - Round Milky SM - Square Milky	STD - Flat Brackets Magnets Included BK2 - 15°/40° Brackets	S - Straight V - Varies*	ft. RUN LENGTH IN FEET Fill out for every run section	CP - Cable/Plug HW - Hard Wire TD - 3rd Party Drivers Consult Factory	NDM - Non-Dim IDM - Inline Dim FDC - 0-10V Interface FPH - Forward Phase	100V 120V 230V 277V

*DRAWINGS & RUN LENGTH REQUIRED

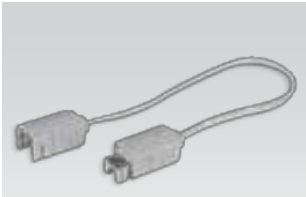
COMPONENTS For additional components enter quantity below



Power Cable (8')
 _____ HDVPC



Side Feed Fixture
 _____ DDV3-Dual-K24V-



Connecting Cable
 _____ HDVPTC (6")
 _____ HDVPTC1 (1')
 _____ HDVPTC2 (2')
 _____ HDVPTC4 (4')
 _____ HDVPTC6 (6')



Flexible Connector (3W)
 _____ DDV3-Dual-K-24V-FLEX




In-Line Dimmer
 _____ DDVDIM




Dimming Interface
 100W 0/1-10V Signal
 _____ FDC-L10



6 Port Hub
 _____ D6P-HJB
 Included with Cord & Plug drivers
 Order separately for HardWire or 3rd P Drivers




Square Diffuser
 _____ HDV-3WSM (5.5")
 _____ HDV-4WSM (1')
 _____ HDV-7WSM (2')
 _____ HDV-11WSM (3')
 _____ HDV-15WSM (4')



Round Diffuser
 _____ HDV-3W-RM (5.5")
 _____ HDV-4W-RM (1')
 _____ HDV-7W-RM (2')
 _____ HDV-11W-RM (3')
 _____ HDV-15W-RM (4')




End Cap
 _____ HDV-CAP
 Included with fixture



Metal Mounting Brackets
 _____ HDV-BRACKET1
 Included with fixture



Metal Mounting Brackets
 Angled -15°/40° (BK2)
 _____ HDV-BRACKET2
 NOT ncluded with fixture



Connecting Brackets
 Fixture to Fixture
 _____ HDV-BRACKET3
 Included with fixture



Connecting Brackets
 Power Feed to Fixture
 _____ HDV-BRACKET4
 Included with NDVPC & all NDVPTC

CORD & PLUG DRIVERS (100V to 230V)
 _____ FLC15-24V/XL _____ FLC30-24V/XL _____ FLC75-24V/XL

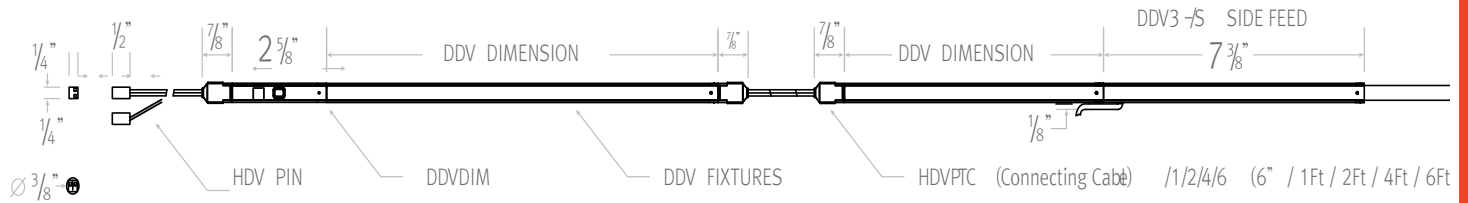
HARDWIREDRIVER (90V to 300V)
 _____ XLD75-124V-FC




Consult Factory for 3rd Party Drivers

DDV DIMENSIONS	DDV24 44"	DDV18 33 1/16"	DDV12 22 1/16"	DDV6 11"	DDV3 5.51"
----------------	--------------	-------------------	-------------------	-------------	---------------

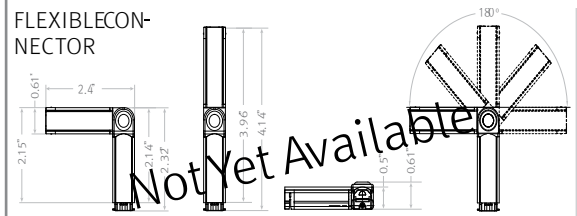
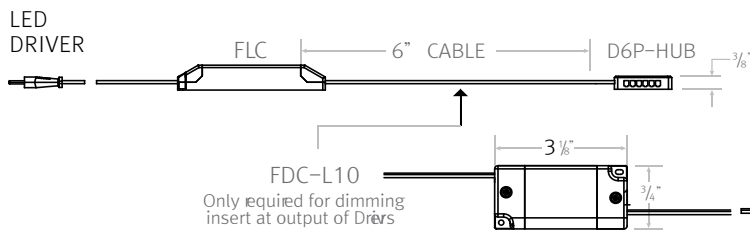
INSTALLATION DIAGRAM SHOWN HERE FOR DIMENSION PURPOSES ONLY. REFER TO PAGE 1 FOR SPECIFICATION GUIDE



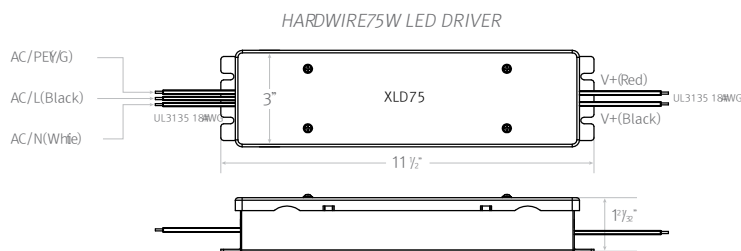
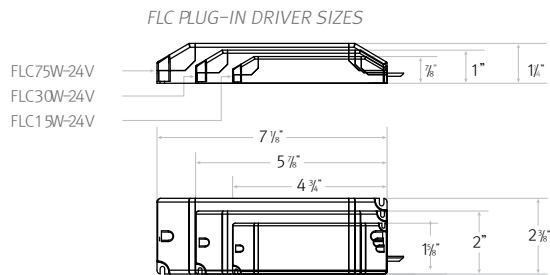
FIXTURE AND ACCESSORY DIMENSIONS



DIMMING OPTIONS



DRIVER OPTIONS



DDV PROFILE DIMENSIONS +		HDV-B&KT1	HDV-B&KT2 40 Degree	HDV-B&KT2 15 Degree
SECTION DIMENSIONS	0.52" 0.59"	0.63" 0.58"	0.75" 0.69"	0.69" 0.65"
ROUND DIFFUSER	0.83" 0.59"	0.63" 0.89"	0.92" 0.90"	0.74" 0.96"
SQUARE DIFFUSER	0.83" 0.59"	0.63" 0.87"	1.01" 1.01"	0.84" 1.03"